

**TWIN RIVERS UNIFIED SCHOOL DISTRICT  
BOARD COMMUNICATION**

BC NO. \_\_\_\_\_  
(Board Office Use Only)

<b>CONFIDENTIAL ITEM</b> <i>(Check a Box)</i>	YES: <input type="checkbox"/>	NO: <input checked="" type="checkbox"/>	DATE: 2/9/2018
From the Office of the Superintendent			
To the Board of Trustees			
Prepared by: <i>(Include name and title)</i> Dr. Tabitha E. Thompson Principal/ Head Start Director		Phone Number:  (916) 566-1600 Ext. <u>62101</u>	
Regarding: Head Start Monthly Director's Report for December 2017			
<p>The purpose of this communication is to update the Board of Trustees on the monthly program implementation reports.</p> <p>Federal Head Start requires grantees to provide our TRUSD Board of Trustees monthly program implementation reports including: narrative highlights, enrollment report, meals report, special education report, and fiscal report. The narrative highlights include thumbnail descriptions of activities occurring each month in one or more of the component areas including any major program changes.</p> <p>Included in the report are the monthly program implementation reports for December 2017. The Head Start Monthly Director's Report is available for viewing on the Early Childhood Education website at: <a href="http://www.twinriversusd.org/depts/ece">http://www.twinriversusd.org/depts/ece</a> under Head Start Reports.</p> <p>If you need additional information, please contact Dr. Tabitha E. Thompson, Principal/ Head Start Director, at 566-1600, ext. 62101.</p>			
<p><b>Approved by:</b> Dr. Steven Martinez, Superintendent: _____ Date: _____</p>			
Page <u>1</u> of <u>1</u>			



3222 Winona Way  
North Highlands, CA 95660

Head Start Monthly Report  
**December 2017**

**Highlights:** challenges/successes, enrollment and attendance, on-going monitoring, DRDP-r, self assessment, PIR, program highlights and significant program changes, expansion updates, etc.

**Events**

On December 20<sup>th</sup>, Oakdale and Rio Linda students and parents came to Morey Avenue for the Polar Express Winterfest Celebration! During this very well attended event, all students performed holiday songs to the delight of their parents as well as created ornaments and ginger bread houses in their classrooms. Parents and teachers created Polar Express and Winter themed boards that served as decorations for the annual event. Both students and staff dressed in their warm and cozy pajamas for the celebration and staff delighted students and parents with a singing performance of the song "We wish you a Merry Christmas".

In the previous week, the Morey Avenue site also served as the host site for the release of the Sacramento County Office of Education (SCOE)'s ECE Strategic Plan. The school site welcomed such prestigious guests as County Superintendent David Gordon, Dr. Martinez, TRUSD Superintendent as well as Denise Lee, Deputy Director of SETA. The event was an opportunity to showcase the school campus as well as highlight the talent of the students who performed during the event and were showcased on the Univision Spanish television station.

**Professional Development**

The Quarterly PLC in December was attended by both preschool and TK teachers at the District Office. The training's focus was on early math strategies for the youngest learners. Attendees were provided specific strategies to implement in classroom and shown how early math strategies translate to success in later grades with the current Common Core Standards. The Professional Learning Community (PLC) time will continue to be a collaboration time for both groups to alignment of the student expectations and the importance of social and emotional development. The next training will be in February 2018.

**Components**

The Community Liaison team of four staff continue scheduling with parents to follow-up on the Family Partnership Agreement and the tracking of blood lead results, hemoglobin and lead risk. Liaisons continue to input the FPA and FPP information input the information into Childplus.

The screenings for vision, dental and hearing have all been completed by the community based health providers and the Health Assistant and ECE Nurse. The

reviewing of students' files for medical concerns as well as data inputting into the Childplus database continues on a daily basis.

Our School Social Worker/Counselor is providing in classroom support to students having challenging behaviors and difficulties adjusting to the classroom environment. The program continues the collaboration with CSUS and has seven BSW and MSW interns supporting the classrooms with individual student support and classroom behavior demonstrations. Classroom observations to assist with intervention strategies and behavioral techniques for all classrooms are also being provided by the Social Worker. Students are being provided social skills groups in individual sessions and group settings with the School Social Worker and interns. The multidisciplinary team met again on December 14<sup>th</sup> to continue discussing all students and provided teaching staff with strategies for academic, behaviors and social/emotional development. Follow-up for any students identified as needing any support has begun including the formation of social skills groups.

The Head Start program's Speech and Language Pathologists (SLP) continues to provide services to students with speech and language IEPs on a weekly basis. Currently there are 19 students with IEPs and have officially meet our 10% service to special needs children.

The Education Component Leader continues observations to assist with academic strategies and teacher coaching and support. She is working with the rookie teaching staff on developing classroom routines and with a focus on transitions and the use of Mighty Minutes from Creative Curriculum. The Education Coordinator has also helped teaching teams complete their Action Plans for ECERS, CLASS and DRDP assessments that were completed in the first trimester of the school year.

The ERSEA Component Leaders and Community Liaisons have started enrolling the students for the Twilight program. The Twilight program started December 13<sup>th</sup> and is currently serving students from 1-4pm in room 9 at the Morey Avenue site. The ERSEA Team will continue filling the Twilight classroom to 17 students total. The fourth school site is still anticipated to start in March 2018 and will serve 40 students. All component teams are also in the process of reviewing the Written Area Service Plans as part of the grant application and self-assessment process.

### **Policy and Parent Committees**

The monthly Policy Committee meeting was held at Morey on December 20<sup>th</sup>. The meeting included the review of the information reports and a brief discussion about Black History Month event coming in February 2018. The Parent Committee meeting at Oakdale was held on December 19<sup>th</sup> and at Rio Linda on December 19<sup>th</sup>. Attendance at Oakdale meetings continues to be a concern so teaching team and Community Liaison are working to recruit members for the parent group.

### **Parent Trainings**

The December parent meetings for all three sites focused on providing training and techniques related to mental health awareness and positive behavior strategies.

**Fiscal:** any information on recent audits, overview of projects and expenditures of COLA, T & TA or basic funds.

Funds are being utilized to get the appropriate supplies from the results of the recent CLASS and ECERS observations.

**Sacramento County Head Start/Early Head Start  
Monthly Enrollment Report  
December 2017  
Head Start/EHS**

Agency	Funded Enrollment	(a) Last Day of Month Enrollment	(b) % Actual to Funded	Average Daily Attendance for Month %
Elk Grove USD	440			
Sacramento City USD	1,211			
SETA	1,988			
San Juan USD	668			
Twin Rivers USD	180 (40 slots for Village not filled as not opening until April 2018)	167 16 slots dually funded at Morey 11 slots Twilight program started December 13,2017 *remaining 13 slots will be filled by January 2018*	100%	88%
WCIC/Playmate	120			
<b>Total</b>	<b>4,660</b>			

**Early Head Start**

Agency	Funded Enrollment	(a) Last Day of Month Enrollment	(b) % Actual to Funded	Average Daily Attendance for Month %
Sacramento City USD	144			
SETA	377			
San Juan USD	160			
Twin Rivers USD	16	16	100%	75% 4 students absent on the last day
<b>Total</b>	<b>681</b>			

**EHS-CC Partnership/Expansion**

Agency	Funded Enrollment	(a) Last Day of Month Enrollment	(b) % Actual to Funded	Average Daily Attendance for Month %
Kinder World	36			
Sacramento City USD	40			
SETA/Job Corps.*	4			
<b>Total</b>	<b>80</b>			

(a) Includes children who have dropped during the month and whose slot will be filled within the 30 day allowable period.

## Twin River Unified School District

### 2371 - CACFP Reimbursement Summary

Program Term: Head Start 2017 - 2018, Agency: Twin River Unified School District

Attendance Date: 12/1/2017 - 12/20/2017

**Twin River Unified School District**

	Operating Days	CACFP Free	CACFP Reduced	CACFP Paid	Breakfast	AM Snack	Lunch	PM Snack	Supper
<b>Head Start 2017 - 2018</b>									
<b>Morey Ave CDC</b>									
1402A-AM	11	20	0	0	201	0	201	201	0
1402C-AM	11	24	0	0	216	0	216	216	0
1402E-AM	11	20	0	0	190	0	190	190	0
1402G-AM	11	24	0	0	219	0	219	219	0
1402H-PM	5	9	0	0	0	0	42	42	0
<b>Morey Ave CDC</b>	<b>49</b>	<b>97</b>	<b>0</b>	<b>0</b>	<b>826</b>	<b>0</b>	<b>868</b>	<b>868</b>	<b>0</b>
<b>Oakdale Preschool</b>									
1405A-AM	11	20	0	0	200	0	200	200	0
<b>Oakdale Preschool</b>	<b>11</b>	<b>20</b>	<b>0</b>	<b>0</b>	<b>200</b>	<b>0</b>	<b>200</b>	<b>200</b>	<b>0</b>
<b>Rio Linda Preschool Center</b>									
1406A-AM	11	24	0	0	219	0	219	219	0
1406C-AM	11	24	0	0	227	0	227	227	0
<b>Rio Linda Preschool Center</b>	<b>22</b>	<b>48</b>	<b>0</b>	<b>0</b>	<b>446</b>	<b>0</b>	<b>446</b>	<b>446</b>	<b>0</b>
<b>Twin River Unified School Distri</b>	<b>82</b>	<b>165</b>	<b>0</b>	<b>0</b>	<b>1,472</b>	<b>0</b>	<b>1,514</b>	<b>1,514</b>	<b>0</b>
<b>Report Totals</b>	<b>82</b>	<b>165</b>	<b>0</b>	<b>0</b>	<b>1,472</b>	<b>0</b>	<b>1,514</b>	<b>1,514</b>	<b>0</b>

## Twin River Unified School District

### 2371 - CACFP Reimbursement Summary

Program Term: Early Head Start 2017 - 2018, Agency: Twin River Unified School District

Attendance Date: 12/1/2017 - 12/20/2017

**Twin River Unified School District**

	Operating Days	CACFP Free	CACFP Reduced	CACFP Paid	Breakfast	AM Snack	Lunch	PM Snack	Supper
<b>Early Head Start 2017 - 2018</b>									
<b>Morey Ave CDC</b>									
1410O	14	8	0	0	90	0	90	90	0
1410P	14	8	0	0	97	0	97	97	0
<b>Morey Ave CDC</b>	<b>28</b>	<b>16</b>	<b>0</b>	<b>0</b>	<b>187</b>	<b>0</b>	<b>187</b>	<b>187</b>	<b>0</b>
<b>Twin River Unified School Distri</b>	<b>28</b>	<b>16</b>	<b>0</b>	<b>0</b>	<b>187</b>	<b>0</b>	<b>187</b>	<b>187</b>	<b>0</b>
<b>Report Totals</b>	<b>28</b>	<b>16</b>	<b>0</b>	<b>0</b>	<b>187</b>	<b>0</b>	<b>187</b>	<b>187</b>	<b>0</b>

# Monthly Special Education Report

Twin Rivers USD

December 2017

**Agency Name**

**Reporting Month/Year**

		IFSP	IEP
A	Cumulative number of children with an IFSP/IEP for the Program Year *	0	19
B	Total number of children enrolled with an active IFSP/IEP		19
C	Children with an IFSP/IEP who have dis-enrolled, transferred, or services have been terminated		0
D	Children currently pending		0
E	Future IFSP/IEP Meetings scheduled		2

\* (Line B) + (Line C) = Line A

Comments:

Tabitha E. Thompson, Ed.D

Principal/Head Start Director

December 19, 2017

**Completed by (Print Name)**

**Title**

**Date**

Please complete and submit by the 1<sup>st</sup> of each month for the previous reporting month.

Email to Alexis Briggs (SETA Education Coordinator) @ [Alexis.Briggs@seta.net](mailto:Alexis.Briggs@seta.net)

**TWIN RIVERS UNIFIED SCHOOL DISTRICT**  
**Head Start Programs**  
**August 1, 2017 through July 31, 2018**

**Head Start Basic**

This program is housed at the Morey Avenue Child Development Center (155 Morey Avenue) and Oakdale (3708 Myrtle Avenue) and Rio Linda (631 L Street) sites.

**Morey Avenue Child Development Center**--Funding affords this Center the opportunity to offer a high quality program for children from 2 years 9 months to 6 years old and to uphold the Head Start philosophy of serving both the child and the family. This program provides services to 72 children. These services include the staffing of both certificated (teachers, social worker, speech therapist) and classified personnel (assistants, custodial and clerical), the purchase of instructional materials and supplies, the experiences of student assemblies and field trips, the payment of policy council reimbursements for child care and mileage, the printing of test results and handbooks delivered to staff and the family and the health screenings of children.

**Oakdale**--This site serves 20 children. Funding is used to staff the site, to purchase instructional materials and supplies, to expose children to as many experiences as possible through student assemblies and/or field trips, to print a variety of forms needed to communicate to the child's family and staff and to conduct health screenings.

**Rio Linda Elementary**--This site serves 48 children. Funding is used to staff the site, to purchase instructional materials and supplies, to expose children to as many experiences as possible through student assemblies and/or field trips, to print a variety of forms needed to communicate to the child's family and staff and to conduct health screenings.

**Early Head Start (EHS)**

This program is housed at the Morey Avenue Child Development Center (155 Morey Avenue).

**Morey Avenue Child Development Center**--Funding affords this Center the opportunity to offer a high quality program for children from 24 to 36 months old and to uphold the Head Start philosophy of serving both the child and the family. This program provides services to 16 children. These services include all of the details noted above under the Head Start Basic section.

**Head Start Training and Technical Assistance**

Funding has been allocated by the Federal government for training provided by the NCECE Conference, California Head Start Conference, safety regulations (including CPR training) and Twin Rivers Pre-K staff development day.

**Duration**

The award of this grant provides with increased service hours and days for Head Start students. The increased services for students will permit the classroom size to consist of up to 24 students with 1 teacher and 2 teacher assistants daily. This revised teaching model will ensure that every student is provided individualized support and the classroom environment is equipped to ensure all students' needs both academically and socially are met. The revised teaching model further ensures the appropriate planning and collaboration time for teaching staff to develop lesson plans, classroom activities and collect the necessary evidence for the various assessments to monitor student progress. Start-up funds received in FY 2016/17 will be used to purchase a portable to place at Village Elementary that will provide services to 40 students.



**Head Start (HS),  
Early Head Start (EHS),  
Head Start Training and Technical Assistance (HS and EHS) and  
Duration**

**Fiscal Reports**

**December 2017**

**The following is a brief description of the dollar amounts reported on each fiscal report--**

1. Actual Expenses—Current Period and Adjustments—Expenses incurred during December 2017.
2. Actual Expenses—Cumulative to Date—Summary of expenses from August 1, 2017 through July 31, 2018.
3. Current Budget—Amount budgeted for each cost item.
4. Unexpended Balance--Amount remaining to be spent during this grant period (Current Budget less Cumulative to Date Expenses).


**SETA - HEADSTART MONTHLY FISCAL REPORT**  
1217 Del Paso Blvd., Sacramento CA 95815

Month: December 2017--Head Start

Agreement No.:

Delegate: Twin Rivers Unified School District  
Address: 3222 Winona Way  
North Highlands, CA 95660

Program: PA 22 BASIC  
PA20  
PA26  
Other:

Cost Item	Actual Expenses		Current Budget	Unexpended Balance	
	Current period & adjustments	Cumulative to date			
<b>I.</b>	Personnel	3,366.62	16,875.28	50,696.00	33,820.72
	Fringe Benefits	1,173.78	5,921.80	17,188.00	11,266.20
<b>A</b>	Occupancy	0.00	0.00	0.00	0.00
<b>D</b>	Staff Travel	0.00	0.00	0.00	0.00
<b>M</b>	Supplies	0.00	0.00	1,750.00	1,750.00
<b>I</b>	Other	0.00	0.00	2,145.00	2,145.00
<b>N</b>	Indirect Costs	6,320.27	33,877.82	75,640.00	41,762.18
	<b>I. Total Administration</b>	10,860.67	56,674.90	147,419.00	90,744.10
	Non-Federal Admin.	0.00	0.00	0.00	0.00
	<b>Total Fed. and Non-Fed. Admin.</b>	10,860.67	56,674.90	147,419.00	90,744.10
<b>II.</b>	a. Personnel	74,654.16	402,838.92	1,122,900.00	720,061.08
	b. Fringe Benefits	26,628.27	144,840.57	345,026.00	200,185.43
<b>P</b>	c. Out of State Travel	0.00	0.00	5,000.00	5,000.00
<b>R</b>	d. Equipment	0.00	0.00	0.00	0.00
<b>O</b>	e. Supplies	0.00	0.00		0.00
	Office Supplies	863.09	4,045.61	5,250.00	1,204.39
	Child and Family Service Supplies	0.00	3,289.35	3,800.00	510.65
	Food Service Supplies	0.00	0.00	3,000.00	3,000.00
	Medical/Dental/Disabilities/Custodial	707.58	885.12	6,000.00	5,114.88
	Instructional Materials	4,470.50	19,579.93	10,000.00	(9,579.93)
<b>G</b>	f. Contractual	0.00	0.00	0.00	0.00
<b>R</b>	g. Construction	0.00	0.00	0.00	0.00
<b>A</b>	h. Other:	0.00	0.00	0.00	0.00
<b>M</b>	Utilities	1,168.67	6,422.21	24,855.00	18,432.79
	Building/Child Liability Insurance	0.00	726.32	1,500.00	773.68
	Building Maint/Repair	0.00	0.00	500.00	500.00
	Local Teachers Travel	704.53	1,711.30	2,000.00	288.70
	Nutrition Services	1,359.20	5,750.46	10,709.00	4,958.54
	Child Services Consultants	0.00	3,059.85	2,000.00	(1,059.85)
	Substitutes, if not paid benefits	126.62	254.66	2,000.00	1,745.34
	Parent Services	1,371.88	6,616.47	8,500.00	1,883.53
	Publications/Advertising/Printing	15.19	458.70	2,000.00	1,541.30
	Training or Staff Development	0.00	1,232.10	1,000.00	(232.10)
	Copy Machine Lease	0.00	1,619.54	8,000.00	6,380.46
	Membership/Licensing Fees	0.00	655.28	2,000.00	1,344.72
	<b>II. Total Program</b>	112,069.69	603,986.39	1,566,040.00	962,053.61
	Non-Federal Program	59,549.54	184,737.96	430,240.00	245,502.04
	<b>Total SETA Costs (I + II)</b>	122,930.36	660,661.29	1,713,459.00	1,052,797.71
		122,930.36	660,661.29		1,052,797.71
		0.00	0.00		0.00
		1-878		Vasseliki Vervilos	566-1600, 66859
Authorized Signature		Date		Prepared By	Phone

DELEGATE Twin Rivers Unified School District  
 HEAD START/EARLY HEAD START  
 IN-KIND REPORT  
 FOR THE MONTH ENDING December 2017

SOURCES OF IN-KIND	Current Month		Total Y-T-D	
	Admin	Prog	Admin	Prog
PARENT VOLUNTEERS (Hours x Rate)				-
Parent Volunteer Hours--October		2,179.35		2,179.35
Parent Volunteer Hours--November		1,133.51		1,133.51
				-
				-
PERSONNEL & BENEFITS (Describe outside funding)				-
State Preschool		31,566.46		131,777.17
				-
				-
				-
OCCUPANCY (Location and Method of Valuation)				-
				-
				-
				-
				-
SUPPLIES AND SERVICES (List item(s), Donor & Val)				-
State Preschool		4,025.35		22,229.72
				-
				-
				-
				-
OTHER (Describe in detail)				-
State Preschool Indirect	2,487.61		9,260.95	-
Social Worker Volunteer Interns--Sept-Dec 5, 2017		18,157.26	-	18,157.26
				-
				-
<b>TOTAL</b>	<b>2,487.61</b>	<b>57,061.93</b>	<b>9,260.95</b>	<b>175,477.01</b>
		<b>59,549.54</b>		<b>184,737.96</b>

SIGNATURE K. Kingwell 1-878

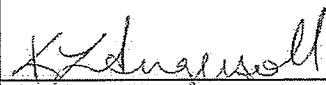
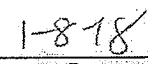
**SETA - HEADSTART MONTHLY FISCAL REPORT**  
1217 Del Paso Blvd., Sacramento CA 95815

Month: December 2017--Early Head Start

Agreement No.:

Delegate: Twin Rivers Unified School District  
Address: 3222 Winona Way  
North Highlands, CA 95660

Program: PA 22 EHS  
PA20  
PA26  
Other:

Cost Item	Actual Expenses		Current Budget	Unexpended Balance	
	Current period & adjustments	Cumulative to date			
<b>I.</b>	Personnel	643.51	1,930.58	12,692.00	10,761.42
	Fringe Benefits	198.76	601.92	6,306.00	5,704.08
A	Occupancy	0.00	0.00	0.00	0.00
D	Staff Travel	0.00	0.00	0.00	0.00
M	Supplies	0.00	0.00	300.00	300.00
I	Other	0.00	0.00	305.00	305.00
N	Indirect Costs	1,520.86	6,158.57	15,963.00	9,804.43
	<b>I. Total Administration</b>	<b>2,363.13</b>	<b>8,691.07</b>	<b>35,566.00</b>	<b>26,874.93</b>
	Non-Federal Admin.	0.00	0.00	0.00	0.00
	<b>Total Fed. and Non-Fed. Admin.</b>	<b>2,363.13</b>	<b>8,691.07</b>	<b>35,566.00</b>	<b>26,874.93</b>
<b>II.</b>	a. Personnel	18,756.05	71,824.14	223,631.00	151,806.86
	b. Fringe Benefits	7,225.84	29,882.39	76,202.00	46,319.61
P	c. Out of State Travel	0.00	0.00	0.00	0.00
R	d. Equipment	0.00	0.00	0.00	0.00
O	e. Supplies	0.00	0.00	0.00	0.00
	Office Supplies	75.38	267.05	900.00	632.95
	Child and Family Service Supplies	100.45	1,165.84	1,200.00	34.16
	Food Service Supplies	0.00	0.00	1,200.00	1,200.00
	Medical/Dental/Disabilities/Custodial	153.78	1,462.97	2,000.00	537.03
	Instructional Materials	16.91	3,322.03	1,000.00	(2,322.03)
G	f. Contractual	0.00	0.00	0.00	0.00
R	g. Construction	0.00	0.00	0.00	0.00
A	h. Other :	0.00	0.00	0.00	0.00
M	Utilities	0.00	33.10	2,695.00	2,661.90
	Building/Child Liability Insurance	0.00	0.00	300.00	300.00
	Building Maint/Repair	0.00	4.70	100.00	95.30
	Local Teachers Travel	3.04	14.43	500.00	485.57
	Nutrition Services	406.25	1,741.11	1,000.00	(741.11)
	Child Services Consultants	0.00	0.00	1,000.00	1,000.00
	Substitutes, if not paid benefits	149.70	149.70	500.00	350.30
	Parent Services	179.07	715.26	2,000.00	1,284.74
	Publications/Advertising/Printing	151.35	269.81	200.00	(69.81)
	Training or Staff Development	0.00	0.00	500.00	500.00
	Copy Machine Lease	0.00	205.23	500.00	294.77
	Membership/Licensing Fees	0.00	36.72	200.00	163.28
	<b>II. Total Program</b>	<b>27,217.82</b>	<b>111,094.48</b>	<b>315,628.00</b>	<b>204,533.52</b>
	Non-Federal Program	1,988.43	68,142.15	89,261.00	21,118.85
	<b>Total SETA Costs (I + II)</b>	<b>29,580.95</b>	<b>119,785.55</b>	<b>351,194.00</b>	<b>231,408.45</b>
		29,580.95	119,785.55		231,408.45
		0.00	0.00		0.00
			Vasseliki Vervilos	566-1600, 66859	
Authorized Signature ( )		Date	Prepared By	Phone	

DELEGATE Twin Rivers Unified School District  
 HEAD START/EARLY HEAD START  
 IN-KIND REPORT  
 FOR THE MONTH ENDING December 2017

**Early Head Start**

SOURCES OF IN-KIND	Current Month		Total Y-T-D	
	Admin	Prog	Admin	Prog
PARENT VOLUNTEERS (Hours x Rate)				-
Parent Volunteer Hours--October		375.75		375.75
				-
				-
PERSONNEL & BENEFITS (Describe outside funding)				-
				-
				-
				-
OCCUPANCY (Location and Method of Valuation)				-
				-
				-
				-
SUPPLIES AND SERVICES (List item(s), Donor & Value)				-
General Fund				66,153.72
				-
				-
				-
OTHER (Describe in detail)				-
Social Worker Volunteer Interns--Sept-Dec 5, 2017		1,612.68	-	1,612.68
				-
				-
<b>TOTAL</b>	-	1,988.43	-	68,142.15
		1,988.43		68,142.15

SIGNATURE *K. L. Anger*  
 DATE 1-8-18


**SETA - HEADSTART MONTHLY FISCAL REPORT**  
 1217 Del Paso Blvd., Sacramento CA 95815

Month: December-17

Agreement No:

Delegate: Twin Rivers Unified School District  
 Address: 3222 Winona Way  
 North Highlands, CA 95660

Program: Duration Carryover

Cost Item	Actual Expenses		Current Budget	Unexpended Balance
	Current period & adjustments	Cumulative to date		
I Personnel				
Fringe Benefits				
A Occupancy				
D Staff Travel				
M Supplies				
I Other				
N Indirect Costs				
<b>I. Total Administration</b>				
<b>Non-Federal Admin.</b>				
<b>Total Fed. And Non-Fed. Admin.</b>				
II a. Personnel	0.00	0.00	11,230.00	11,230.00
b. Fringe Benefits	0.00	0.00	3,767.00	3,767.00
P c. Travel	0.00	0.00	0.00	0.00
R d. Equipment	0.00	18,692.16	80,000.00	61,307.84
O e. Supplies	84.00	24,708.41	24,000.00	(708.41)
G f. Contractual	0.00	0.00	0.00	0.00
R g. Construction	418.00	33,940.54	500,000.00	466,059.46
A h. Other: Staff Development	0.00	0.00	0.00	0.00
M				
<b>II. Total Program</b>	<b>502.00</b>	<b>77,341.11</b>	<b>618,997.00</b>	<b>541,655.89</b>
<b>Non-Federal Program</b>	<b>0.00</b>	<b>18,970.00</b>	<b>154,750.00</b>	<b>135,780.00</b>
<b>Total SETA Costs (I + II)</b>	<b>502.00</b>	<b>77,341.11</b>	<b>618,997.00</b>	<b>541,655.89</b>
				
Authorized Signature	Date	Prepared By	Phone	
	1-8-18	Vasseliki Vervilos 566-1600,66859		

**SETA - HEADSTART MONTHLY FISCAL REPORT**  
 1217 Del Paso Blvd., Sacramento CA 95815


Month: December 2017 TTA--Head Start

Agreement No: 17C21751S0

Delegate: Twin Rivers Unified School District  
 Address: 3222 Winona Way  
 North Highlands, CA 95660

Program: PA 22  
 PA20 T&TA  
 PA26  
 Other:

Cost Item	Actual Expenses		Current Budget	Unexpended Balance
	Current period & adjustments	Cumulative to date		
I. Personnel				
Fringe Benefits				
A. Occupancy				
D. Staff Travel				
M. Supplies				
I. Other				
N. Indirect Costs				
<b>I. Total Administration</b>				
<b>Non-Federal Admin.</b>				
<b>Total Fed. And Non-Fed. Admin.</b>				
II. a. Personnel				
b. Fringe Benefits				
P. c. Travel				
R. d. Equipment				
O. e. Supplies				
G. f. Contractual				
R. g. Construction				
A. h. Other: Staff Development	100.00	1,437.92	7,500.00	6,062.08
M.				
<b>II. Total Program</b>	100.00	1,437.92	7,500.00	6,062.08
<b>Non-Federal Program</b>				
<b>Total SETA Costs (I + II)</b>	100.00	1,437.92	7,500.00	6,062.08

	1-8-18	Vassiliki Vervilos 566-1600,66859
Authorized Signature	Date	Prepared By Phone

**SETA - HEADSTART MONTHLY FISCAL REPORT**  
 1217 Del Paso Blvd., Sacramento CA 95815


Month: December 2017 TTA--Early Head Start

Agreement No: 17C21751S0

Delegate: Twin Rivers Unified School District  
 Address: 3222 Winona Way  
 North Highlands, CA 95660

Program: PA 22  
 PA20 T&TA  
 PA26  
 Other:

	Cost Item	Actual Expenses		Current Budget	Unexpended Balance
		Current period & adjustments	Cumulative to date		
I A D M I N	Personnel				
	Fringe Benefits				
	Occupancy				
	Staff Travel				
	Supplies				
	Other				
	Indirect Costs				
	<b>I. Total Administration</b>				
<b>Non-Federal Admin.</b>					
<b>Total Fed. And Non-Fed. Admin.</b>					
II P R D G R A M	a. Personnel				
	b. Fringe Benefits				
	c. Travel				
	d. Equipment				
	e. Supplies				
	f. Contractual				
	g. Construction				
	h. Other: Staff Development	0.00	144.16	5,852.00	5,707.84
	<b>II. Total Program</b>	0.00	144.16	5,852.00	5,707.84
	<b>Non-Federal Program</b>				
<b>Total SETA Costs (I + II)</b>		0.00	144.16	5,852.00	5,707.84

	1-8-18	Vasseliki Vervilos 566-1600,66859
Authorized Signature	Date	Prepared By Phone